




	2020	2021	2022	2021-22
 Electrical: kWh used per ton of production	631	576	552	-4.16%
Thermal: Oil Consumed YTD Gallons Per Ton	53	51	51	-
Total On Site Hydroelectric Power Produced kWh	4,561,000	6,654,500	4,400,900	-34%
 Mill Water use per Gross Ton	6,973	6,421	6,481	0.93%
 PCW Fiber Consumption Pounds	4,166,720	6,713,844	10,602,512	58%
EPN PAPERCALCULATOR.ORG				
Waste Avoided (Pounds)	170,000	270,000	430,000	59%
BTUs Not Consumed (MM)	21,000	33,800	53,200	57%
Pounds wood saved	16,640,000	26,800,000	42,400,000	58%
GHG CO2 Not Produced (Pounds)	21,500,000	41,062,038	55,000,000	34%
Wastewater Not Produced (Gal)	4,000,000	6,400,000	10,000,000	56%
 Trash to Landfill Tons Actual	45.2	54.74	48.70	-11%
Trash Recycled Tons Actual	618.9	624	886.58	42%
Mixed Paper Tons	1,922	2,099	2,559.00	22%
Waste Recovery	2,540.9	2,723	3,445.28	30%
Diversion Rate	98.3%	98%	98.6%	-